

Introducing the Explorer® 2000HD Digital Home Communications Terminal

Your window to 2000 and beyond



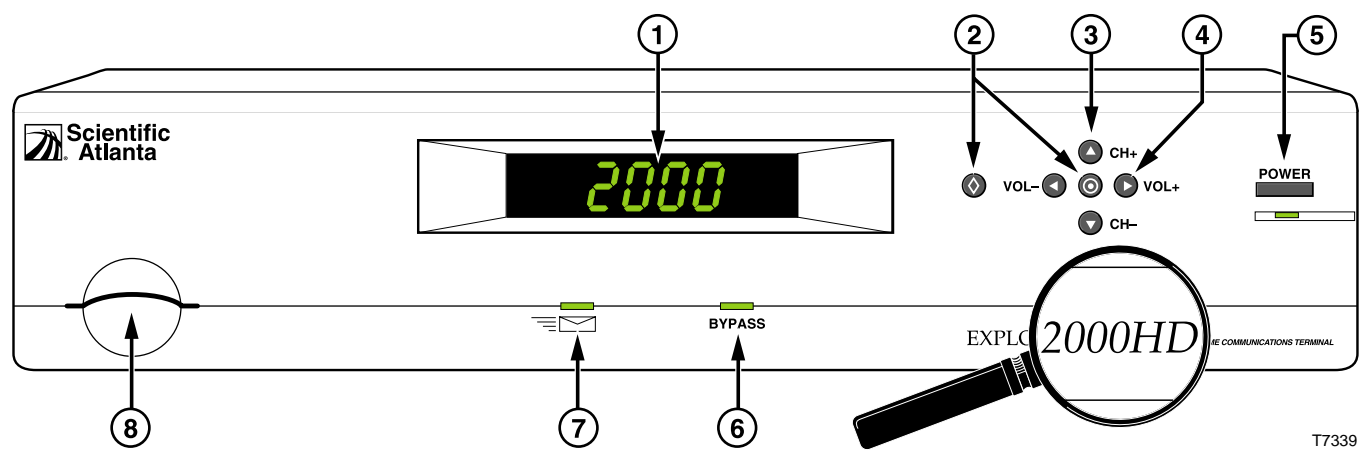
Get Acquainted!

Welcome!

Congratulations on adding the Explorer® 2000HD Digital Home Communications Terminal (DHCT) to your High Definition Television (HDTV) experience!

Front Panel

Use the diagram below as you get acquainted with your new system and features.

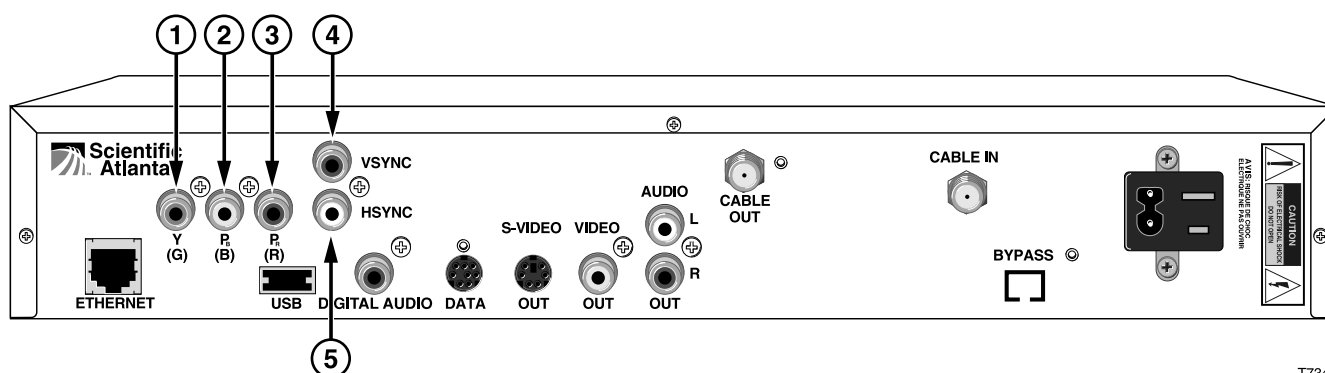


- ① Display
- ② Cable personnel use only
- ③ Channel Control
- ④ Volume Control
- ⑤ Power On or Off
- ⑥ Indicates Bypass feature
- ⑦ Indicates Message
- ⑧ Smart Card Slot

Installation and Operation

Back Panel

The diagram below illustrates the Explorer 2000HD DHCT custom ports for HDTV support.



- ① ② ③ Y_P P_R B_B output (RGB)
- ④ Vertical synchronization output
- ⑤ Horizontal synchronization output

CAUTION: The Ethernet port connection requires the use of a specially shielded cable (Scientific-Atlanta part number 716444). The use of any other cable may cause the unit to exceed allowable FCC limits.

Cables

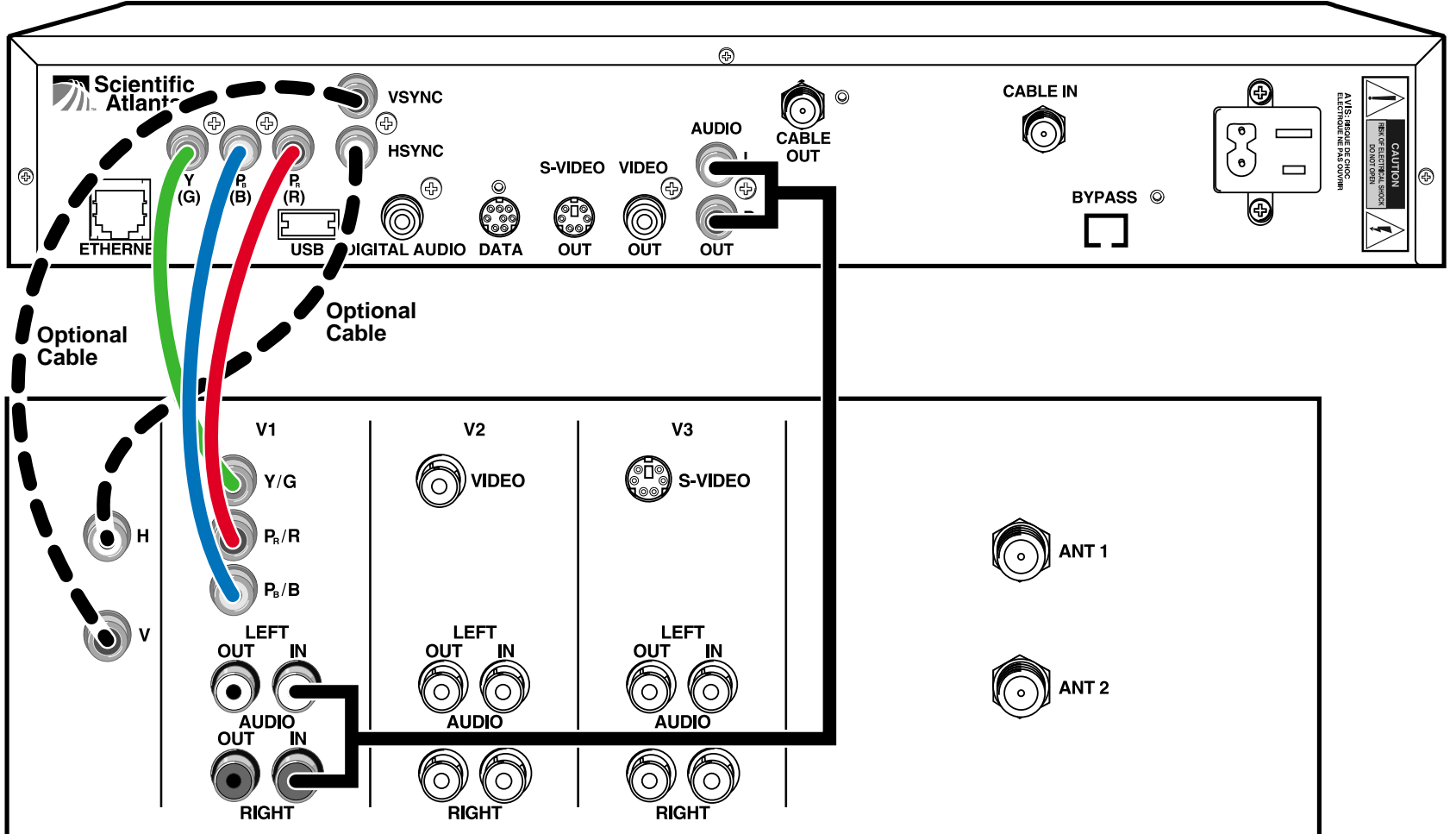
To receive the highest quality images and sound, Scientific-Atlanta recommends that you use the cables provided in the Explorer 2000HD DHCT Cable Kit, part number 715179.

Refer to your HDTV manufacturer's user's manual to determine if your system requires the vertical and horizontal synchronization cables. (Designated by the dotted lines in the diagram below.)

Custom Connections

Use the diagram below to connect the Explorer 2000HD DHCT to your HDTV.

EXPLORER® 2000HD DIGITAL HOME COMMUNICATIONS TERMINAL



Back of Typical HDTV

T7333

User's Installation Guide

The Explorer® 2000 Digital Home Communications Terminal User's Installation Guide provides standard and optional component connections, remote control operation, and system features.

Custom Operation

The Interactive Program Guide (IPG) is accessible on a high-definition channel; however, you cannot view the HD video and the IPG, simultaneously. The guide will appear without the HD video and the video display will be blank.

Wide Screen HDTVs

Non-high definition channels have not been formatted for wide screen; therefore, the image appears centered on your screen with black margins on either side.



Explorer is a registered trademark of Scientific-Atlanta, Inc.
 Scientific-Atlanta and Scientific-Atlanta Arcs logo are registered trademarks of Scientific-Atlanta, Inc.
 All other trademarks shown are trademarks of their respective owners.



United States: Scientific-Atlanta, Inc., 4261 Communications Drive, P. O. Box 6850, Norcross, GA 30091-6850;
 Tel: 770-903-5000; TWX: 810-799-4912; Telex: 0542898
Europe: Scientific-Atlanta Western Europe Limited, Home Park Estate, Kings Langley, Herts WD4 8LZ, England;
 Tel: +44-1-923-266133; Fax: +44-1-923-269018
Asia-Pacific: Scientific-Atlanta (HK), Ltd., Suite 56-57, 5/F New Henry House, 10 Ice House Street, Central, Hong Kong;
 Tel: 852-2522-5059; Fax: 852-2522-5624
 www.scientificatlanta.com
 © 2000 Scientific-Atlanta, Inc.
 Part Number 712827 Rev B

United States: Scientific-Atlanta, Inc., 4261 Communications Drive, P. O. Box 6850, Norcross, GA 30091-6850;
 Tel: 770-903-5000; TWX: 810-799-4912; Telex: 0542898
 Europe: Scientific-Atlanta Western Europe Limited, Home Park Estate, Kings Langley, Herts WD4 8LZ, England;
 Tel: +44-1-923-266133; Fax: +44-1-923-269018
 Asia-Pacific: Scientific-Atlanta (HK), Ltd., Suite 56-57, 5/F New Henry House, 10 Ice House Street, Central, Hong Kong;
 Tel: 852-2522-5059; Fax: 852-2522-5624
 www.scientificatlanta.com
 © 2000 Scientific-Atlanta, Inc.
 Part Number 712827 Rev B

All rights reserved.

Printed in USA
 March 2000